




Bronze Award Training

Why Bronze?



The Bronze award is a national award that encourages:

- **Leadership skills:** By designing and carrying out project girls gain leadership experience
- **Community connections:** Getting to know community Change makers opens doors for the future
- **Being a role model to younger Girl Scouts**
- **Making the world a better place and following the Girl scout Law**



Getting Started

- Step 1: Complete the Training module
- Step 2: Review the Bronze awards Guidelines & Resources from GSUSA
- Step 3: make sure you have a Junior Journey done as a prerequisite
- Step 4: choose your team
 - Can Be a whole troop, small group, or an individual girl working with an outside team
- Step 5: Start Planning & Brainstorming



Do some research!

Here are a few ideas you might use to come up with a Bronze award Take Action project idea

- What sort of Project would benefit an issue you care about?
- Talk to people
 - Are there any groups you know that might need help? Can you ask them what sort of change or project might be helpful to them?
 - Meet with an organization you are interested in and ask them what sort of projects would be helpful to them
- Look around your community for things that could be improved!
 - Your community might be small, like a neighborhood, or a wider community, like the state. You decide!



What is Take Action?

Take Action projects pick up where that short-term fix of the service project leaves off. There are three key components to Take Action projects—**girls show active leadership by working *with* the community, they address the root cause of an issue** (think of the “why” behind the issue), **and the projects have a lasting impact.**



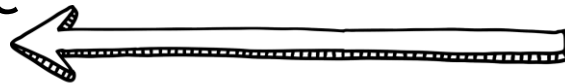
Take Action vs. Community Service

A Take Action Project:

- Will be long lasting
- Will help fix the root of the issue
- Will create change
- Will be sustainable
- Will inspire and educate others
- Will be measurable

Community Service:

- Is short term
- Might only be a 1 day event
- Will only help at the surface
- Won't address bigger issues
- Won't inspire larger change
- Helps people but hard to track the effects



Turning a service project into a Take Action Project

Issue

Community Service Project

Take Action Project

Soda cans and plastic water bottles are being littered at the park.

Participate in a park clean-up.

Work with the city to implement a new recycling program at the park. Then, work to organize an annual park clean-up with others in the community.

A local animal rescue group has a lot of dogs and cats in their care.

Making blankets and toys to donate to a local animal rescue group.


Help prevent pet over-population by creating a PSA or poster campaign for local spay and neuter programs.



Make a Plan

Here' are some ideas you might use to start planning for your project

- Come up with some SMART Goals
 - Specific, Measurable, Achievable, Realistic, and Time based
- Create an ideal timeline for your project
- Create a budget for your project, What are people donating? What supplies are needed? Where will the money needed come from?



Starting your Project

- If multiple girls are working on the project each girl should be responsible for a specific piece so she can gain leadership skills.
- Spread the word! Let people know what you are doing and see if they want to help!
- Track hours individually so each girl knows how many she has done!
- [Form to fill out](#) if your project is to benefit a GSU Property
- Take pictures and have fun!



Finishing your project

- Each girl should complete a minimum of 20 hours on the project.
- Use the Bronze Award rubric to make sure your project meets all the guidelines
- Submit your report to GSU

